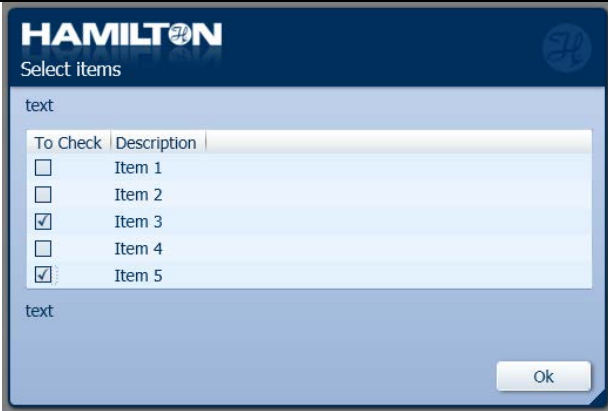
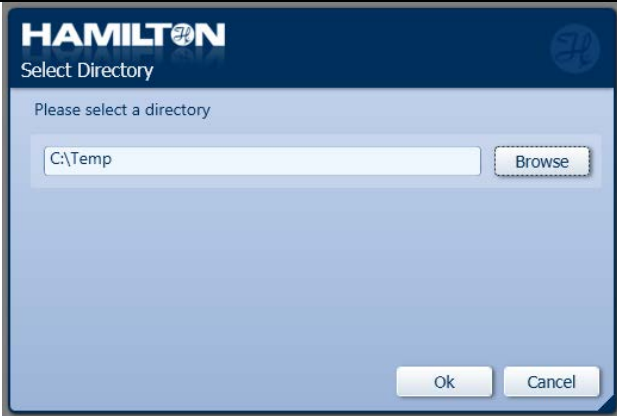

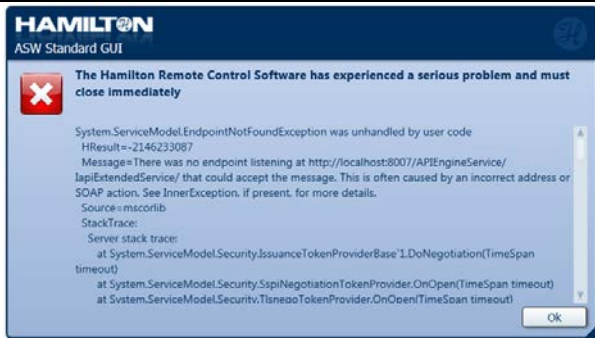


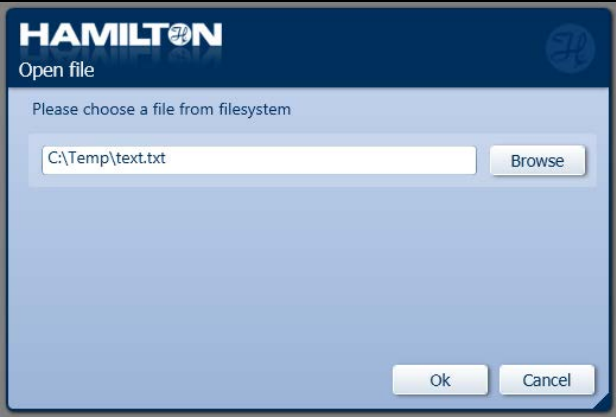

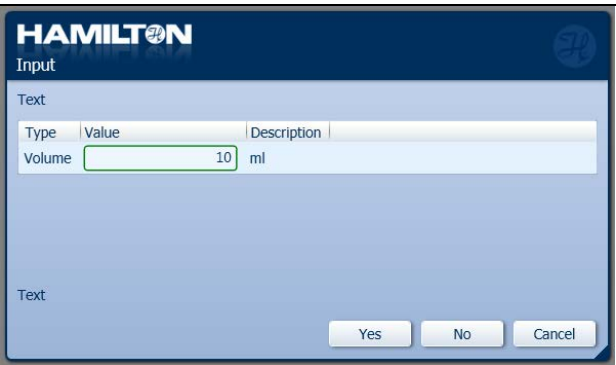
Upload form for Libraries/Methods

Name	ASW GUI v3.1.0	Creation date	29.05.2013
Name of designer	Oliver Funke	E-Mail address	Ofunke@hamilton.ch
Purpose	This library contains standard dialogs which are useable in Venus methods and C# assemblies to develop standard GUIs.		
Functions	CheckBoxDialog DirectoryBrowserDialog DoubleInputDialog ErrorDialog FileBrowserDialog ImageRadioButtonDialog InputDialog ListDialog ListSelectDialog LoadingDialog LoginDialog MessageDialog MessageDialogWithImage RadioButtonDialog WorklistDialog		
Search strings <i>(only necessary for libraries)</i>			
Parameters to pass <i>(only necessary for libraries)</i>			
Decklayout/System screenshot <i>(only necessary for methods)</i>			
See next pages			
Instrument configuration <i>(please double click the boxes)</i>			
<input type="checkbox"/> ML StarLet <input type="checkbox"/> ML Star <input type="checkbox"/> ML StarPlus <input type="checkbox"/> Autoload <input type="checkbox"/> iSwap <input type="checkbox"/> CO-RE Grip 1000ul <input type="checkbox"/> CO-RE Grip 5ml <input type="checkbox"/> CO-RE 96 Head <input type="checkbox"/> CO-RE 384 Head <input type="checkbox"/> Nano Pipettor <input type="checkbox"/> Wash Station 1 <input type="checkbox"/> Wash Station 2 <input type="checkbox"/> TCC 1 <input type="checkbox"/> TCC 2 <input type="checkbox"/> Tube Gripper <input type="checkbox"/> Camera Channel Pump Stations: HW <input type="checkbox"/> HV <input type="checkbox"/> HU <input type="checkbox"/> # of Channels 1000ul: # of Channels 5ml: # of S-Tube Capper:			
Software & Operating System <i>(please double click the boxes)</i>			
Hamilton software	<input type="checkbox"/> V3.2.1 <input type="checkbox"/> V3.2.3 <input type="checkbox"/> V4.0.0 <input type="checkbox"/> V4.0.1 <input type="checkbox"/> V4.1.0 <input type="checkbox"/> V4.2 IVD <input type="checkbox"/> VENUS one <input checked="" type="checkbox"/> VENUS two		
Additional	<input type="checkbox"/> Scheduler <input type="checkbox"/> TADM <input type="checkbox"/> Database plus <input type="checkbox"/> SWAP		
Hamilton service pack	<input type="checkbox"/> Service Pack 1 <input type="checkbox"/> Service Pack 2 <input type="checkbox"/> Service Pack 3		
Firmware version	<i>(please type the firmware versions from tracefile)</i>		
Operating system	<input type="checkbox"/> Win2000 <input type="checkbox"/> SP1 <input type="checkbox"/> SP2 <input type="checkbox"/> SP3 <input type="checkbox"/> SP4 <input checked="" type="checkbox"/> Win XP <input type="checkbox"/> SP1 <input type="checkbox"/> SP2 <input type="checkbox"/> SP3 <input checked="" type="checkbox"/> Win VISTA <input type="checkbox"/> SP1 <input type="checkbox"/> SP2 <input checked="" type="checkbox"/> Other: Windows 7		
Third party components <i>(please list all used third party components as exact as possible)</i>			
Microsoft .net Framework 4.0 (full version)			
Driver/Library list <i>(please list all drivers and libraries necessary to run the protocol)</i>			
ASW Standard Libraries: "TraceLevel.hsl", "ASWGlobal.hsl"			
How to install/How to uninstall			
Install: execute "HamiltonASWGUI_Setup_3.1.0.msi" Uninstall: execute "HamiltonASWGUI_Setup_3.1.0.msi" OR remove "Hamilton ASW Standard Dialogs" with the windows "Add/Remove Programs" control panel			
© Copyright by Hamilton Bonaduz AG			
VERTRAULICH/CONFIDENTIAL			

Upload form for Libraries/Methods

Dialog	Screenshot
CheckBoxDialog	
DirectoryBrowserDialog	
DoubleInputDialog	
ErrorDialog	

Upload form for Libraries/Methods

FileBrowserDialog	
ImageRadioButtonDialog	
InputDialog	

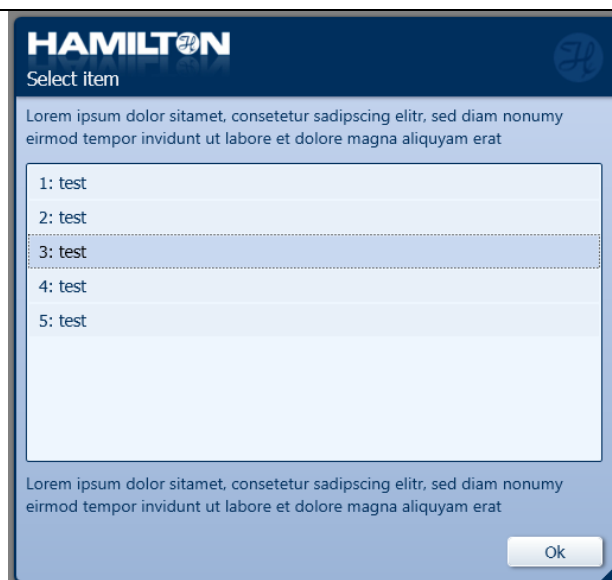
Upload form for Libraries/Methods

ListDialog



The dialog box has a dark blue header with the Hamilton logo and the title "Information". Below the header is a light blue area containing an information icon (a lowercase 'i' in a circle) and a paragraph of Lorem Ipsum text. Below the text is a list box with five items, each labeled "1: test" through "5: test". At the bottom right is an "Ok" button.

ListSelectDialog



The dialog box has a dark blue header with the Hamilton logo and the title "Select item". Below the header is a light blue area containing a paragraph of Lorem Ipsum text. Below the text is a list box with five items, each labeled "1: test" through "5: test". The third item, "3: test", is highlighted with a darker blue background. At the bottom right is an "Ok" button.

Upload form for Libraries/Methods

LoadingDialog	
LoginDialog	
MessageDialog	

Upload form for Libraries/Methods

MessageDialogWithImage



RadioButtonDialog



WorklistDialog

